

# National Johne's Program Update

USAHA National Johne's  
Working Group  
October 12, 2006



Safeguarding Animal Health

# Yearly Progress

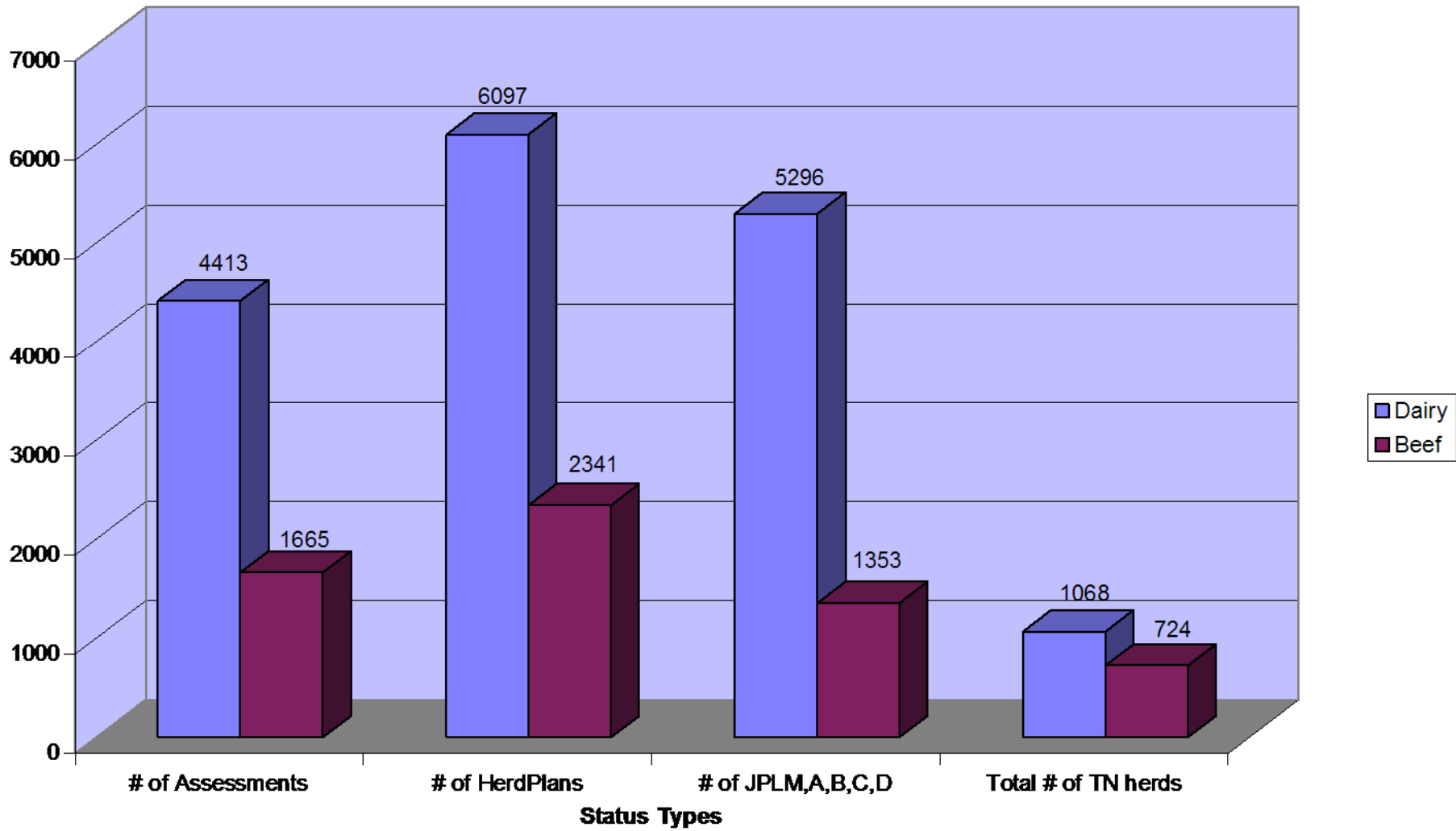
	2002	2003	2004	2005	2006
Advisory committees	41	42	44	47	48
# States in compliance with VBJDCP at the beginning of year	22	34	36	43	48
# Herds in VBJDCP	3254	4722	6,189	7,876	8441*
Total Status Herds	631	543	993	1,472	1792*
ELISA Tests	614,210	549,810	673,299	697,264	784,978*
Cultures	100,403	97,057	101,786	105,685	125,336*
Pooled Samples					4077*
Environmental Samples					717*



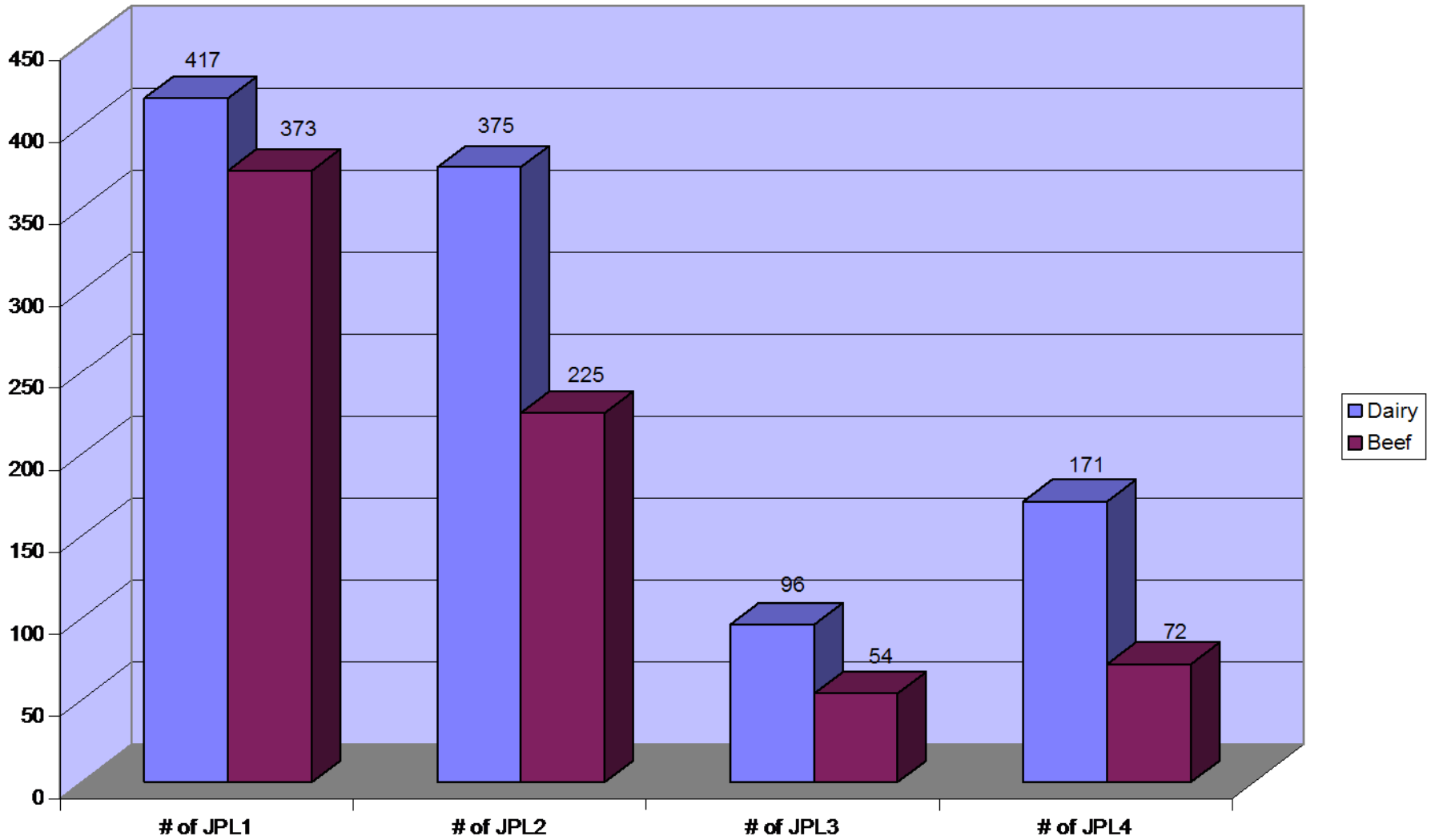
Safeguarding Animal Health

\*Reported as of October 3, 2006

### Herds Enrolled by Type Updated 10/03/06



### Test Negative Herds by Herd Type Updated 10/03/06



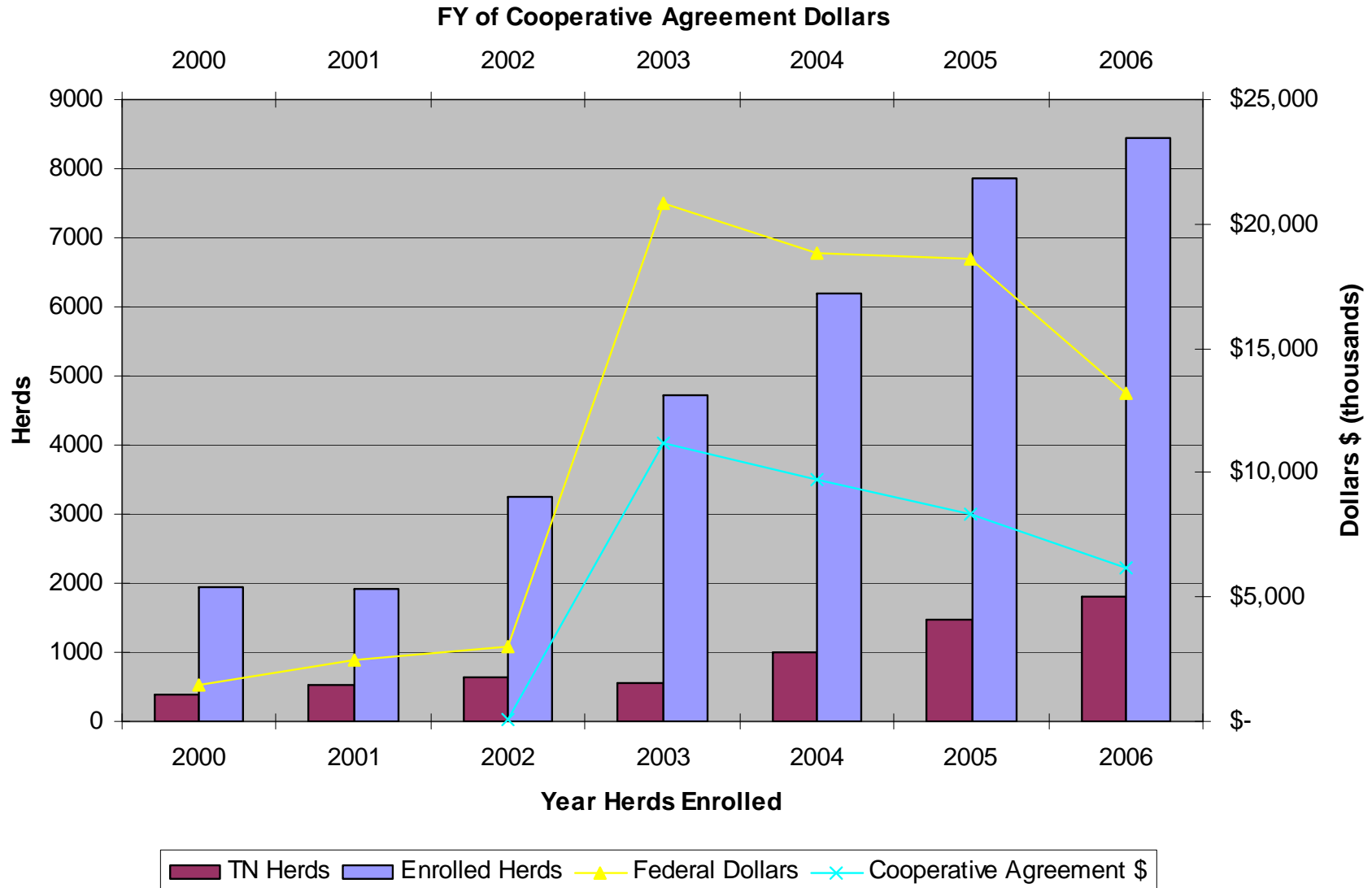
## APHIS Key Performance Target:

Performance Indicator *	FY '05 Actual	FY '06 Target	FY '06 Actual	FY '07 Target	FY '08 Target	FY '09 Target	FY '10 Target
LT – Percentage of enrolled cattle herds in the VBJDCP with a test negative herd classification for Johne's Proposed % in blue are based on USAHA targets	18.5%	40% 30%	21.2%	30% 30% 3972/13800=28.8%	30% 30% 4965/15010=33.1%	30% 30% 5958/18,440=32.3%	30% 30% 6951/21870=31.8%
AN – Total number of herds enrolled in the VBJDCP	7,876	4,000 9,000	8,441	8,500 13,500	8,500 15,000	8,500 18,500	8,500 21,800
AN – States in full compliance with national program standards	48 Includes PR	45	48 Includes PR	50	50	50	50
AN – Total number of herds enrolled as a Test Negative herd in the VBJDCP	1,472	1,600 2,700	1,792	2,500 4,050	2,500 4,500	2,500 5,550	2,500 6,540

## USAHA Annual Measures:

Performance Indicator	FY '05 Actual	FY '06 Target	FY '06 Actual	FY '07 Target	FY '08 Target	FY '09 Target	FY '10 Target
Total number of enrolled cattle herds in the VBJDCP with a TN classification	1472	2979	1792	3972	4965	5958	6951
Number of enrolled <u>dairy</u> cattle herds in the VBJDCP with a TN classification	906	1980 (Add FY04 # to FY05 goal)	1068	2640 (Add FY04 #)	3300 (Add FY04 #)	3960 (Add FY04 #)	4620 (Add FY04 #)
Number of enrolled <u>beef</u> cattle herds (seed Stock Producers) in the VBJDCP with a TN classification	566	999 (Add FY04 # to FY05 goal)	724	1332 (Add FY04 #)	1665 (Add FY04 #)	1998 (Add FY04 #)	2331 (Add FY04 #)
AN – Total number of herds enrolled in the VBJDCP	7876	10900 (8150*)	8441	11580*	15010*	18,440*	21,870*
AN – Number of dairy herds enrolled in the VBJDCP	6250	9,200 10% of Dairy Herds	6097	9680* (5% increase each year after [3230])	12910* (5% increase each year after [3230])	16,140* (5% increase each year after [3230])	19,370* (5% increase each year after [3230])
AN – Number of beef herds enrolled in the VBJDCP	1626	1700	2341	1900 (add 200)	2100 (add 200)	2300 (add 200)	2500 (add 200)

# Enrolled Herds versus Federal Dollars Invested



# Johne's Disease Control Program Update

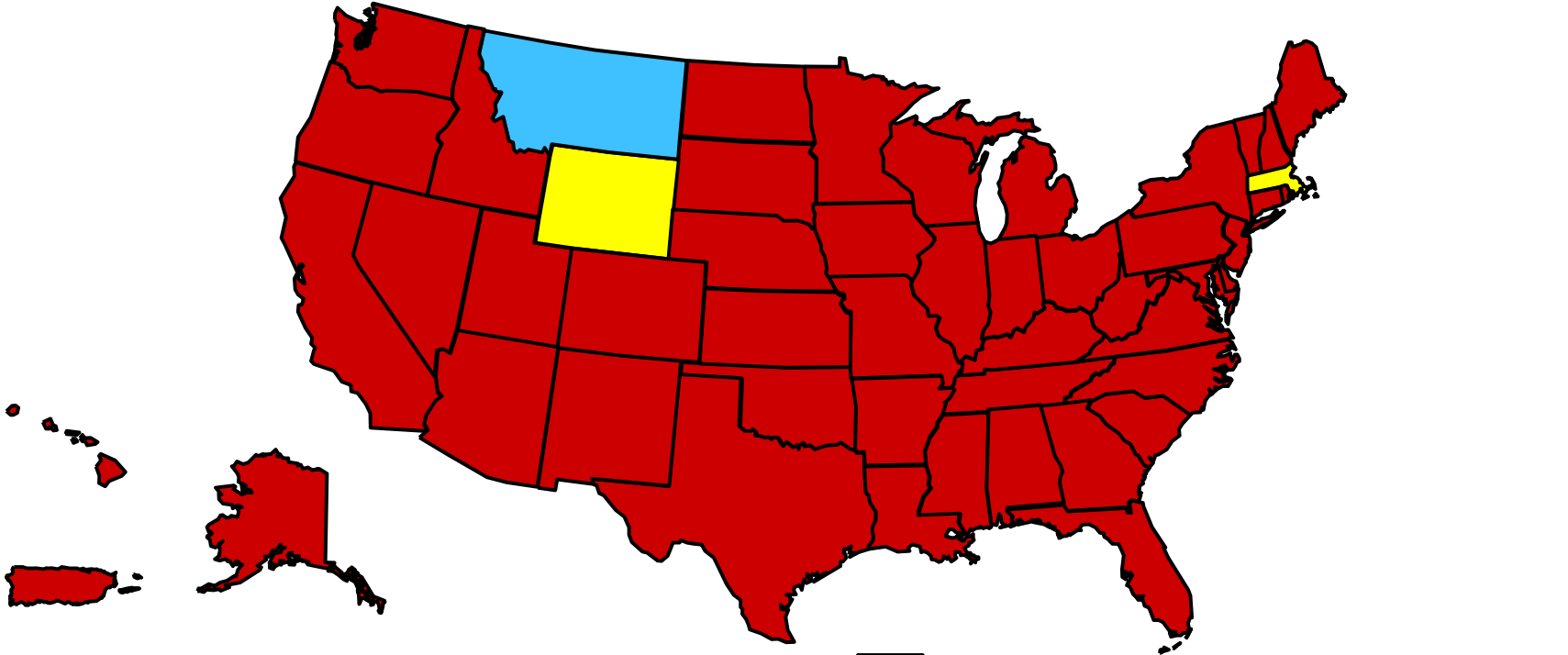
- FY 2006 – APHIS receive ~ \$13,057,000
- APHIS distribution ~ \$6,496,000 to States
  - Education
  - Producer incentives
  - Laboratory and data infrastructure
  - National demonstration project- 17 States: \$1,280,000
  - Field studies-methods validation- \$0 in competitive grants



Safeguarding Animal Health

# Johne's Disease State VBJDCP Programs

October 2006



State meeting minimum standards 48 States/  
Territories  
Not fully compliant



Safeguarding Animal Health

